

RELAY DRIVERS, LAMP DRIVERS,  
MOTOR DRIVERS APPLICATION.

## FEATURES

- Adoption of MBIT Processes.
- Large Current Capacitance.
- Low Collector-to-Emitter Saturation Voltage.
- High-Speed Switching.
- Ultrasmall Package Facilitates Miniaturization in end Products.
- High Allowable Power Dissipation.
- Complementary to KTC3532T.

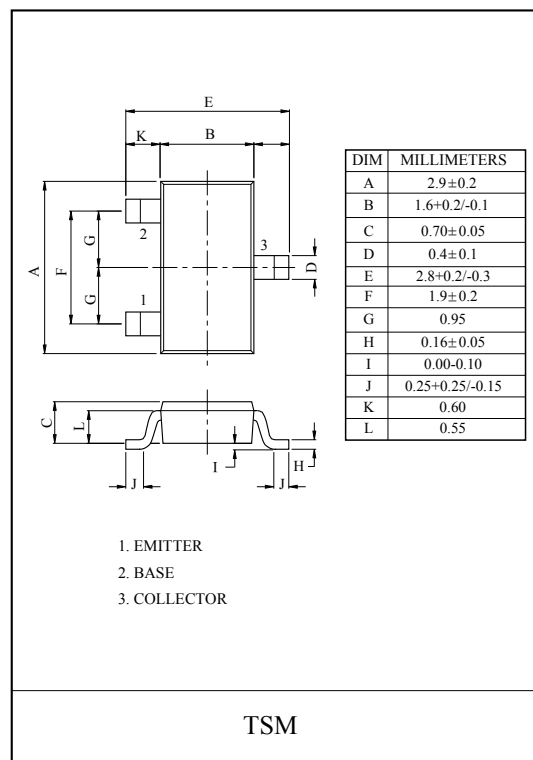
## MAXIMUM RATING (Ta=25℃)

CHARACTERISTIC		SYMBOL	RATING	UNIT
Collector-Base Voltage		$V_{CBO}$	-20	V
Collector-Emitter Voltage		$V_{CEO}$	-20	V
Emitter-Base Voltage		$V_{EBO}$	-5	V
Collector Current	DC	$I_C$	-1.5	A
	Pulse	$I_{CP}$	-3	A
Base Current		$I_B$	-300	mA
Collector Power Dissipation		$P_C^*$	0.9	W
Junction Temperature		$T_j$	150	℃
Storage Temperature Range		$T_{stg}$	-55 ~ 150	℃

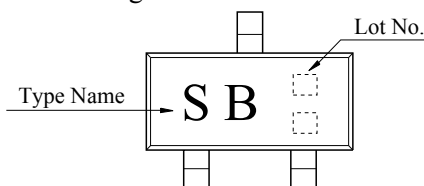
\* Package mounted on a ceramic board (600mm<sup>2</sup> × 0.8mm)

## ELECTRICAL CHARACTERISTICS (Ta=25℃)

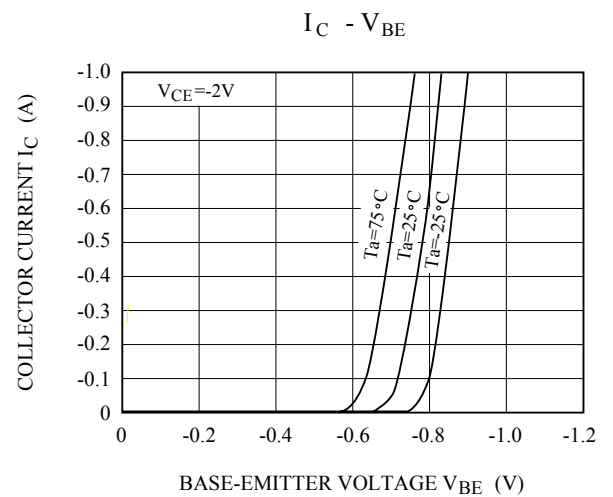
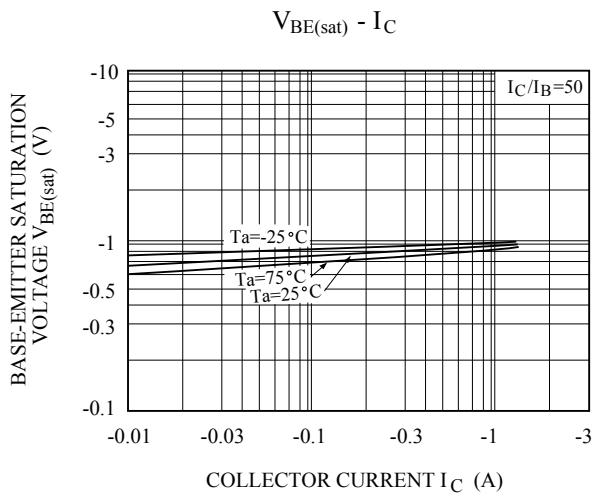
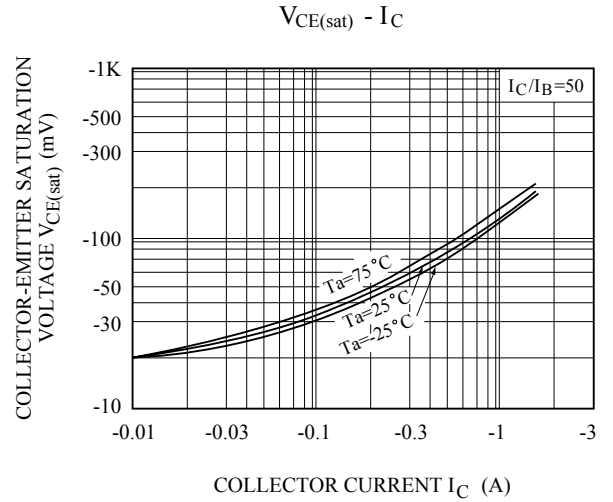
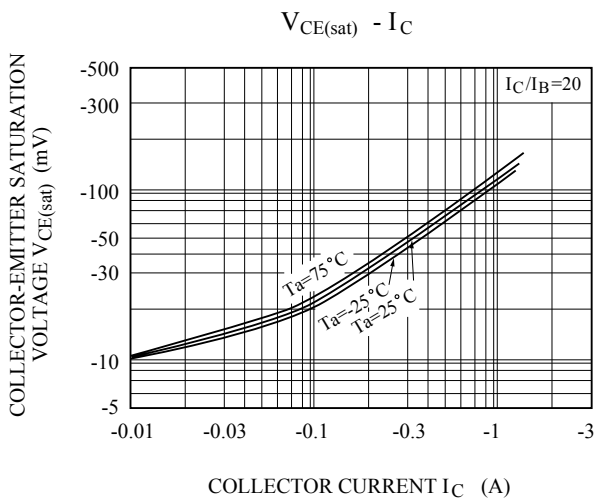
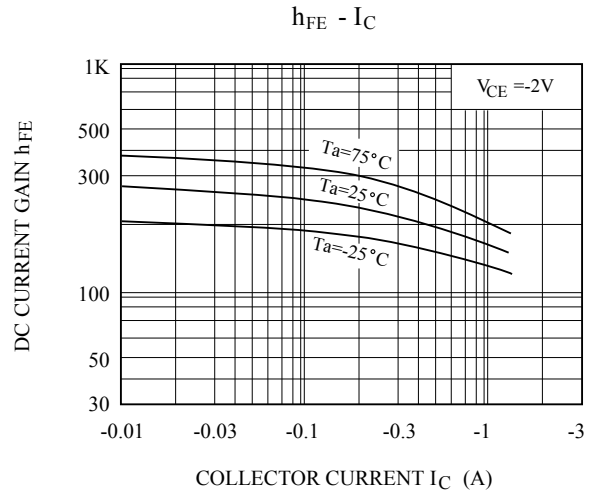
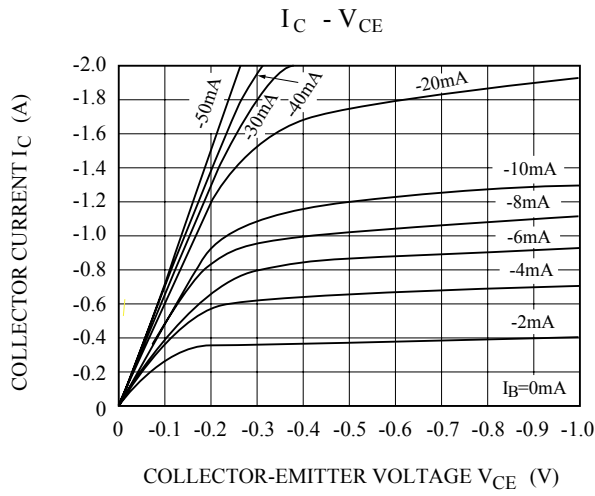
CHARACTERISTIC		SYMBOL	TEST CONDITION	MIN.	TYP.	MAX.	UNIT
Collector Cut-off Current		$I_{CBO}$	$V_{CB}=-12V, I_E=0$	-	-	-0.1	μA
Emitter Cut-off Current		$I_{EBO}$	$V_{EB}=-4V, I_C=0$	-	-	-0.1	μA
Collector-Base Breakdown Voltage		$V_{(BR)CBO}$	$I_C=-10\mu A, I_E=0$	-20	-	-	V
Collector-Emitter Breakdown Voltage		$V_{(BR)CEO}$	$I_C=-1mA, I_B=0$	-20	-	-	V
Emitter-Base Breakdown Voltage		$V_{(BR)EBO}$	$I_E=-10\mu A, I_C=0$	-5	-	-	V
Collector-Emitter Saturation Voltage		$V_{CE(sat)}$	$I_C=-750mA, I_B=-15mA$	-	-120	-180	mV
Base-Emitter Saturation Voltage		$V_{BE(sat)}$	$I_C=-750mA, I_B=-15mA$	-	-0.85	-1.2	V
DC Current Gain		$h_{FE}$	$V_{CE}=-2V, I_C=-100mA$	200	-	560	
Transition Frequency		$f_T$	$V_{CE}=-2V, I_C=-300mA$	-	210	-	MHz
Collector Output Capacitance		$C_{ob}$	$V_{CB}=-10V, f=1MHz$	-	30	-	pF
Switching Time	Turn-On Time	$t_{on}$		-	50	-	nS
	Storage Time	$t_{stg}$		-	90	-	
	Fall Time	$t_f$		-	15	-	



## Marking



# KTA1532T



# KTA1532T

